

CERT Animal Response II



Module Purpose

The purpose of this module is to ensure that CERT members can respond safely and appropriately in emergency events involving animals.



Animal Categories

- This module covers the following animal categories:
 - Household pets and domesticated animals
 - Service animals
 - For-profit animals
 - Non-commercial livestock
 - Wildlife
 - Exotic animals

What You Will Learn

- The Role of CERT in Responding to Animal Issues
- CERT Responder Safety When Dealing With Animals
- Knowledge and Skills Needed for CERT Functions That May Involve Animals
- Sources for Additional Training and Information

Module Objectives

- Describe the CERT role in emergency functions that involve animals
- Describe techniques and procedures for maintaining personal safety when dealing with animals during an emergency
- Demonstrate basic skills needed to perform CERT functions that may involve animals

Module Objectives (cont'd)

- Identify practices for maintaining animal safety during an emergency
- Identify sources for additional training and information



CERT Functions That May Involve Animals



CERT Responder Safety with Animals

- This topic will cover:
 - Encountering Animals
 - Zoonotic Disease Transmission
 - Injuries Caused by Animals
 - Psychological Self-Care

Scenario



Encountering Animals

Size up the situation

1. Look for presence of owner
2. Look for evidence of animals
3. Consider local environment
4. Be prepared for illegal animal activity
5. Perform damage assessment

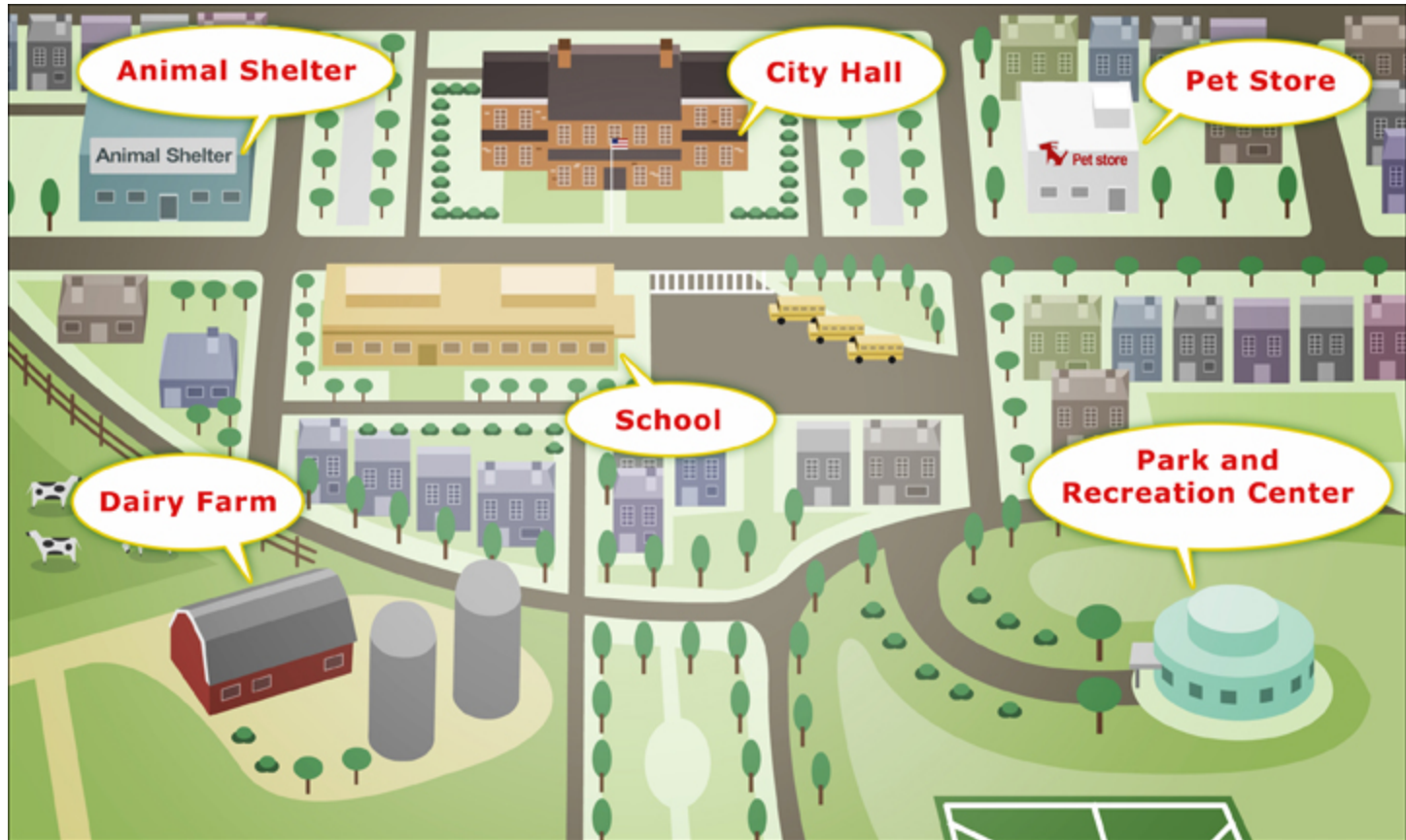
1. Look for Presence of the Owner



2. Look for Evidence of Animals



3. Consider the Local Environment



4. Be Prepared for Illegal Animal Activity



5. Perform Damage Assessment



Approaching an Unknown Dog

- Expect the unexpected
- Do not let dog block your escape
- Do not show fear
- Maintain relaxed posture
- Control environment if possible
- Avoid direct eye contact
- Do not get near dog's face

Approaching an Unknown Dog (cont'd)

- Try gaining dog's confidence
- Try to contain dog
- Consider size of your team
- Know your limitations



The “Sit” Command

- Say “Sit” firmly but not loudly
- Hold your hand in a “Stop” gesture



If a Dog Attacks

- In the event of any dog attack, call 911 immediately
- Use basic commands
- Put object or distance between yourself and dog
- Back away; do not run away
- If you fall, curl up and cover your head
- Do not scream or yell
- If dog latches on, protect your face

Injuries Caused by Animals



Psychological Self-Care

- Working with animals can be emotional
- Responders may be affected by emotions of animal owners
- Do not push yourself beyond your limits
- Animals can also reduce stress
- See *CERT Basic Training* Unit 7 Disaster Psychology

Knowledge and Skills Needed for CERT Functions Involving Animals

- This topic will cover:
 - Cleaning and Disinfection
 - General Animal Care
 - Animal Handling
 - Caring for Injured Animals
 - Communicating with Animal Owners
 - Animal Identification and Documentation

Cleaning and Disinfection

- Debris and organic material **MUST** be removed as soon as possible
- Clean with soap and water
- Apply a suitable disinfectant



General Animal Care

- Follow nutritional and environmental requirements
- Not feeding animal is better than feeding wrong food
- All animals need clean and potable water
- Store feed where animals can't access

Animal Handling: Dogs

For non-aggressive dogs:

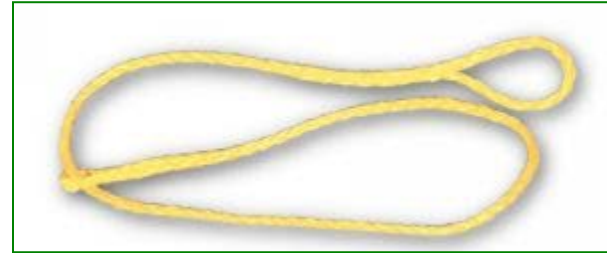
- Avoid prolonged direct eye contact
- Use a soft voice
- Approach dog with your body turned sideways
- Move toward the dog slowly
- Use a slip leash to control the dog
- Do not loom over dog
- Do not grab dog by collar

Animal Handling: Dogs (cont'd)

- For frightened dogs:
 - Seek assistance unless you are experienced
 - Don't approach unless others can assist you
 - Move slowly and try to get dog to come to you
- Aggressive dogs: Call animal control or law enforcement

Dog Restraints: Leashes

- Use only if dog is not aggressive
- If given time, some dogs may calm down
- Keep dog calm as you slip on leash
- Slip leashes are best
- Improvise with rope or twine



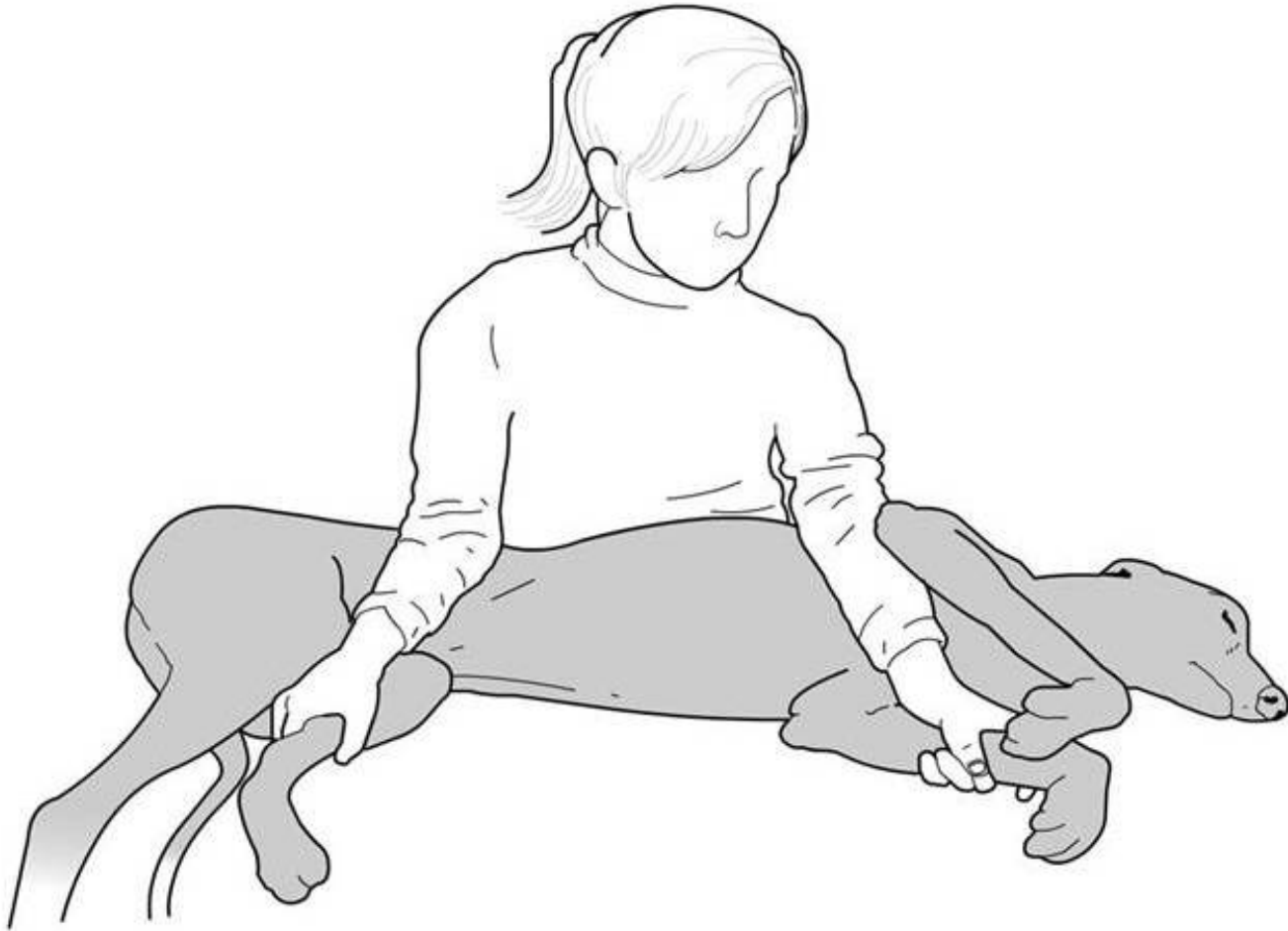
Dog Restraints: Muzzles



Dog Restraints: Standing

1. Place arm under dog's neck and other arm behind rear legs
2. Pull dog's head snugly against your shoulder

Dog Restraints: Lateral



Carrying Dogs



Transporting Dogs

- Make sure dog crates are adequate size
- Allow only one dog per crate
- Clean and disinfect crates between animals
- If not in cage, leash or tether dog inside vehicle
- Control climate within vehicle
- Keeping dogs in stationary vehicles in hot weather can result in death

Animal Handling: Cats

Approaching Cats

- Speak slowly and softly
- Approach with your side facing cat
- Move slowly
- Work with a partner



Animal Handling: Cats (cont'd)

Out-of-Control Cats


- Back off and allow cat to calm down
- Use double thick or armored gloves and eye protection
- Attempt capture with fishing nets, blankets, or traps
- If possible, let professional animal handlers do the job

Transporting Cats

- Have owner present if possible
- Always wear gloves
- Use towels to lift and carry
- Tap on cat food can to get cat to come to you
- Use as little restraint as needed
- Cats may be frightened by unexpected stimuli
- Cats become defensive easily
- Place cats in carriers for transporting

Animal Handling: Horses

- Control the head
- Use a halter or lead rope
- Be patient and careful
- Use a soft, soothing voice
- Do not move suddenly
- Do not lose your temper



Animal Handling: Livestock

- Use halter or lariat and wear gloves
- Use proper footwear — no steel-toed boots
- Wear heavy pants
- Use radios and whistles for communication
- Use fences, chutes, or panels to push livestock
- Line vehicles or people to push livestock
- Herd animals will move away if approached

Herding and Containing Cattle

- Herd animals using flags, waving, or working dogs
- Never lead cattle unless they are show animals
- Contain animals with survey tape, caution tape, or portable barricades




Animal Handling: Swine

- Swine
 - Cannot be led
 - Will bite
 - May be put in cages
 - Shouldn't be chased
- Use rigid sheets for herding
- Wear hearing protection



Animal Handling: Llamas and Alpacas

- Should be handled similarly to horses
- Are used to halters
- Do not like to get caught
- May spit if upset
- Will bite



Animal Handling: Sheep and Goats

- Can usually be herded
- Small enough to restrain manually



Handling Exotic Animals and Other Species

- Exotic animals are becoming increasingly common as pets
- They require professional handling
- Big cats are extremely dangerous and have no fear of people
- Wolves and wolf hybrids may be aggressive
- Exotics may be used to guard drug operations
- Birds can also be aggressive
- Monkeys and apes can be exceedingly strong and dangerous

Caring for Injured Animals

- Act within framework of CERT training
- Perform sizeup
- Be careful: Stressed animal may bite, scratch, kick, or attack
- Restrain appropriately
- If unable to restrain, do not attempt first aid
- If possible, transport animal for professional help

Communicating with Animal Owners

- Understand psychological strain on pet owners
- Refer to *CERT Basic Training Unit 7 Disaster Psychology*
- Don't underestimate human-animal bond
- Provide emotional support for animal owners

Animal Identification

- Animals can be identified with:
 - Tags
 - Microchips
 - Tattoos
 - Ear tags
 - Collars
 - Bands on birds
 - Branding on livestock
- Some communities may have system for identifying dangerous animals

Module Summary

In this module, we reviewed:

- Your role as a CERT member in functions involving animals
- Protecting your safety when dealing with animals
- Knowledge and skills you will need for CERT functions involving animals